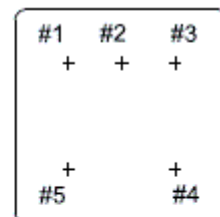
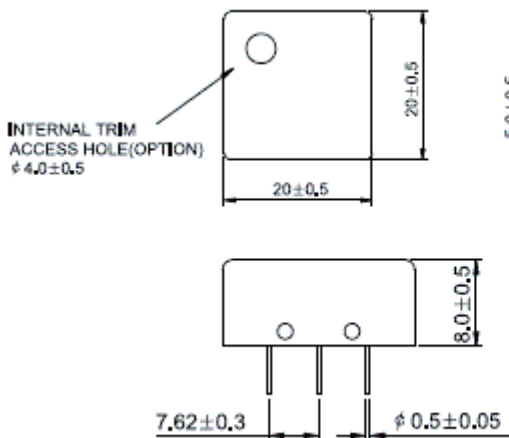


## CV22H Series VCXO

20.0 x 20.0mm DIP  
RoHS Compliant  
HCMOS / TTL  
5.0 or 3.3VDC  
1.000 to 50.000MHz  
VC On Pin 3

## Mechanical Dimensions



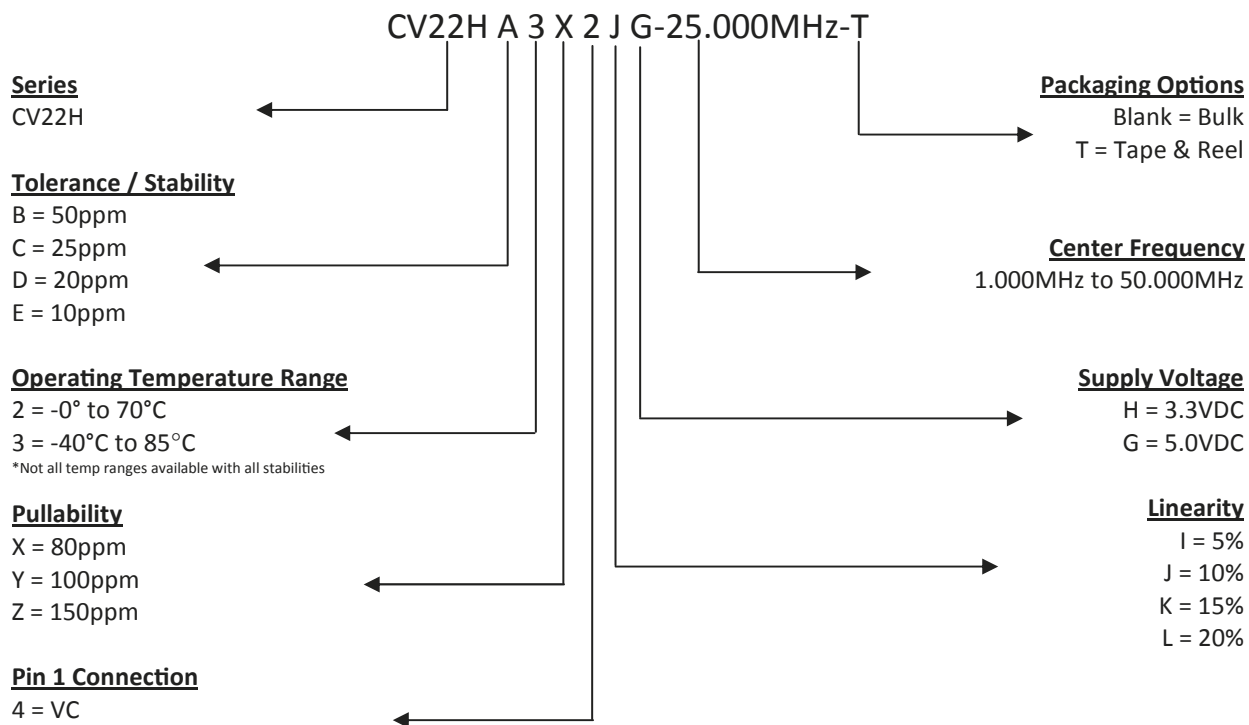
### PIN CONNECTION

#1 V<sub>DD</sub>  
#2 OUTPUT  
#3 V.C  
#4 GND  
#5 GND

## Electrical Specifications

Frequency Range	1.000—50.000MHz	
Stability	10ppm, 20ppm, 25ppm Or 50ppm*	
Operating Temperature Range	0°C to 70°C or -40°C to 85°C*	
Storage Temperature	-55°C to 125°C	
Output	HCMOS / TTL	
Supply Voltage	5.0V <sub>DC</sub> ± 5% or 3.3V <sub>DC</sub> ± 5%	
Linearity	±20%, ±15%, ±10% Or 5%	
Duty Cycle	50 ± 5%	
Frequency Deviation / Pin 1 Control Voltage	±50, ±100, or ±150ppm	
Aging	±3ppm per year	
Rise / Fall Time	5ns Max	
Load Drive Capability	10 TTL Load or 15pF HCMOS Load	
Output Voltage Logic High Output Voltage Logic Low	HCMOS Load HCMOS Load	90% of V <sub>DD</sub> Min 10% of V <sub>DD</sub> Max
Start Time	10mS Max	
Period Jitter : Pk to Pk	100ps Max	
Period Jitter: One Sigma	25ps Max	

## Part Numbering Guide



## Part Marking Guide

Line #1	CFP CV22H
Line #2	XX.XXX M XX.XXX = Frequency (5 Digits Max + Decimal) M = Frequency Unit Of Measure (MHz)
Line #3	XX YY ZZ XX = Crescent Manufacturing Identifier YY = Last Two Digits of Year ZZ = Week of Year